

Al-Aman GCC Mid-Cap Portfolio

31-Oct-2018

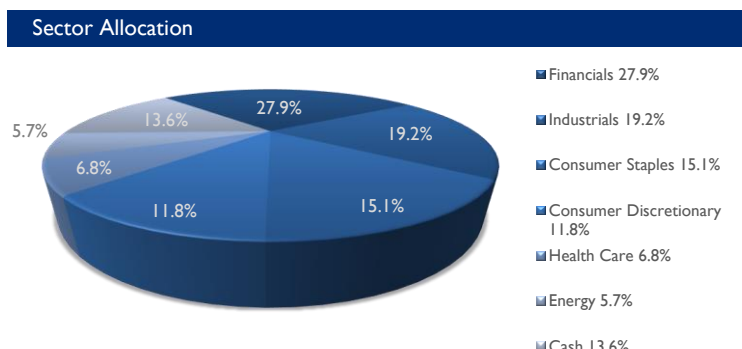
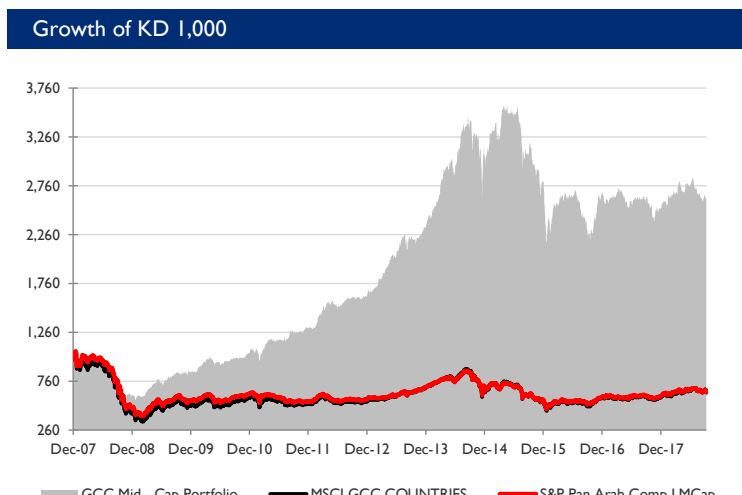
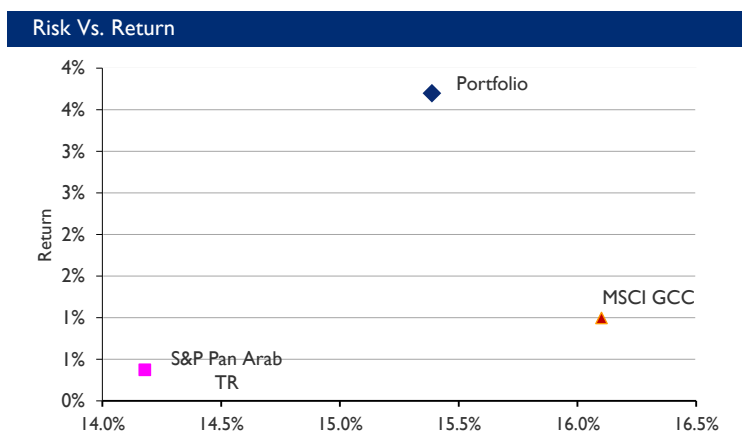
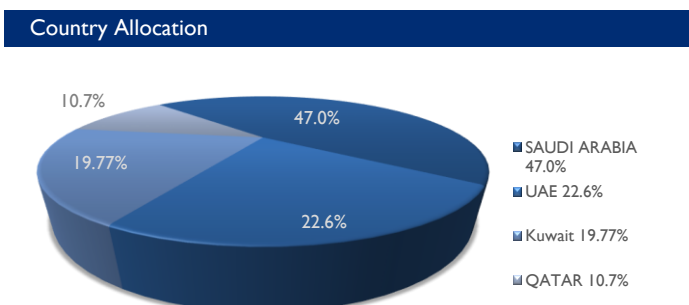


الأمان للاستثمار
al aman investment

		Jan	Feb	Mar	Apr	May	Jun	Jul	Aug	Sep	Oct	Nov	Dec	YTD	Since Incep.
2013	Portfolio										-0.71%	2.92%	3.53%	5.80%	5.80%
	S&P Pan Arb										1.41%	2.57%	3.18%	7.33%	7.33%
2014	Portfolio	4.60%	4.35%	5.84%	7.97%	2.69%	-4.61%	10.25%	6.13%	1.73%	-3.41%	-7.77%	0.50%	30.22%	37.76%
	S&P Pan Arb	3.74%	3.74%	2.09%	2.03%	3.16%	-6.73%	7.97%	6.01%	-1.35%	-6.22%	-9.98%	-3.85%	-1.13%	6.12%
2015	Portfolio	4.36%	4.35%	-1.44%	9.18%	-2.21%	-0.17%	-0.49%	-10.84%	-0.37%	-3.11%	-1.92%	-3.99%	-7.73%	27.11%
	S&P Pan Arb	2.22%	3.84%	-6.64%	9.07%	-2.04%	-3.50%	-0.02%	-11.62%	-1.35%	-2.81%	-2.86%	-1.63%	-17.28%	-12.22%
2016	Portfolio	-13.19%	2.12%	3.72%	3.00%	-0.94%	0.38%	-0.51%	-6.32%	-6.26%	-1.27%	10.61%	6.31%	-4.49%	21.40%
	S&P Pan Arb	-9.55%	3.24%	2.02%	5.37%	-4.75%	0.53%	0.69%	-0.76%	-2.97%	3.12%	4.83%	3.97%	4.74%	-8.06%
2017	Portfolio	-2.79%	0.90%	1.67%	1.15%	-3.49%	-0.07%	0.46%	0.04%	0.08%	-2.88%	-1.56%	0.79%	-5.71%	14.46%
	S&P Pan Arb	1.11%	-0.40%	-1.50%	-0.49%	-0.56%	3.52%	-0.67%	1.15%	-0.77%	-2.44%	-0.87%	2.82%	0.73%	-7.39%
2018	Portfolio	2.21%	1.77%	2.26%	3.74%	-2.38%	0.99%	-0.91%	-2.19%	-0.01%	-0.33%			5.09%	20.29%
	S&P Pan Arb	5.63%	-2.24%	3.93%	2.96%	-0.75%	0.92%	2.25%	-2.36%	0.04%	-0.44%			10.05%	1.91%

Key Statistics	Portfolio	S&P Pan Arab TR	MSCI GCC
Year To Date	5.09%	10.05%	13.46%
Since Inception	20.29%	1.91%	5.17%
Annualized Return	3.70%	0.37%	1.00%
Annualized STD. DEV.	15.39%	14.18%	16.10%
Largest Monthly Gain	10.61%	9.07%	11.26%
Largest Monthly Loss	-13.19%	-11.62%	-12.62%
% Positive Months	52.46%	50.82%	54.10%
Sharpe Ratio	0.11	-0.11	-0.06

* Year on Year Returns	Portfolio	S&P Pan Arab TR	MSCI GCC
2008 *	-38.66%	-51.74%	-56.99%
2009 *	38.86%	13.82%	17.81%
2010 *	23.32%	13.64%	13.38%
2011 *	23.99%	-13.73%	-10.02%
2012 *	25.26%	3.16%	3.99%
2013 *	43.88%	21.90%	25.61%
2014	30.22%	-1.13%	-2.17%
2015	-7.73%	-16.72%	-17.28%
2016	-4.49%	5.09%	4.74%
2017	-5.71%	0.66%	0.73%



* Simulated Performance

Past performance is not indicative of future results

Al Aman Investment Co. K.S.C (Public)
Paid Up Capital : KD 15,000,000

السجل تجاري 21646 Commercial Register
الكويت الكويت الشامية 71655 Shamiya
F: +965 22497962 هاتف T: +965 182 2626 فاكس

شركة الأمان للاستثمار ش.م.ك عامة
رأس المال المدفوع KD 15,000,000