



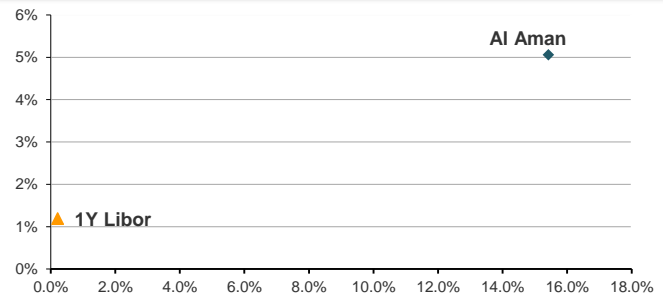
Monthly Returns

| | | Jan | Feb | Mar | Apr | May | Jun | Jul | Aug | Sep | Oct | Nov | Dec | YTD | Since Incep. |
|------|------------|--------|--------|--------|--------|--------|--------|--------|--------|--------|---------|--------|--------|---------|--------------|
| 2008 | Al Aman HY | 0.55% | 0.55% | -3.42% | 6.97% | 6.34% | 2.21% | -1.87% | -5.62% | -6.74% | -21.86% | -6.87% | -2.73% | -27.12% | -27.12% |
| | 1Y LIBOR | 0.23% | 0.23% | 0.20% | 0.25% | 0.26% | 0.27% | 0.27% | 0.26% | 0.32% | 0.26% | 0.23% | 0.17% | 3.00% | 3.00% |
| 2009 | Al Aman HY | -5.75% | -4.83% | 4.44% | 10.55% | 6.32% | -0.80% | 4.02% | 4.72% | 2.48% | -3.73% | -2.99% | -0.56% | 13.22% | -17.49% |
| | 1Y LIBOR | 0.16% | 0.17% | 0.16% | 0.16% | 0.13% | 0.13% | 0.12% | 0.11% | 0.10% | 0.10% | 0.08% | 0.08% | 1.54% | 4.58% |
| 2010 | Al Aman HY | -1.25% | 11.75% | 8.35% | -1.96% | -8.11% | -0.44% | 3.52% | 3.60% | 5.93% | 0.59% | 2.43% | 5.70% | 32.68% | 9.48% |
| | 1Y LIBOR | 0.07% | 0.07% | 0.08% | 0.08% | 0.10% | 0.10% | 0.09% | 0.07% | 0.06% | 0.06% | 0.07% | 0.06% | 0.92% | 5.54% |
| 2011 | Al Aman HY | -1.02% | -2.96% | 4.51% | 4.13% | -1.18% | 0.64% | -0.80% | 0.36% | 0.82% | 0.68% | -0.61% | 2.02% | 6.51% | 16.60% |
| | 1Y LIBOR | 0.06% | 0.07% | 0.06% | 0.06% | 0.06% | 0.06% | 0.06% | 0.07% | 0.07% | 0.08% | 0.09% | 0.09% | 0.84% | 6.43% |
| 2012 | Al Aman HY | -0.45% | -0.45% | 6.36% | 2.09% | -1.71% | -1.72% | 0.90% | 2.75% | 0.87% | 1.09% | -0.30% | 0.98% | 14.78% | 33.83% |
| | 1Y LIBOR | 0.09% | 0.09% | 0.09% | 0.09% | 0.09% | 0.09% | 0.09% | 0.09% | 0.08% | 0.07% | 0.07% | 0.07% | 1.00% | 7.49% |
| 2013 | Al Aman HY | 1.60% | -0.31% | 2.17% | 0.57% | 1.83% | -1.32% | 3.52% | -1.92% | 2.79% | -0.00% | -0.08% | 2.45% | 11.74% | 49.53% |
| | 1Y LIBOR | 0.06% | 0.06% | 0.06% | 0.06% | 0.06% | 0.06% | 0.06% | 0.06% | 0.05% | 0.05% | 0.05% | 0.05% | 0.67% | 8.22% |
| 2014 | Al Aman HY | 1.37% | 1.80% | 0.72% | 2.61% | -0.62% | -3.75% | 5.94% | 5.11% | -0.73% | -3.94% | -8.02% | -3.88% | -4.23% | 43.21% |
| | 1Y LIBOR | 0.05% | 0.05% | 0.05% | 0.05% | 0.04% | 0.05% | 0.05% | 0.05% | 0.05% | 0.05% | 0.05% | 0.05% | 0.56% | 8.83% |
| 2015 | Al Aman HY | 0.21% | 4.31% | -3.31% | 5.52% | 0.35% | 2.75% | 0.75% | -7.56% | 0.42% | -2.16% | -1.81% | -0.49% | -1.68% | 40.81% |
| | 1Y LIBOR | 0.05% | 0.06% | 0.06% | 0.06% | 0.06% | 0.06% | 0.07% | 0.07% | 0.07% | 0.07% | 0.08% | 0.10% | 0.81% | 9.71% |
| 2016 | Al Aman HY | -8.73% | 4.78% | 3.88% | 4.50% | 1.19% | 2.00% | -0.12% | -1.36% | -3.01% | -0.35% | 8.06% | | 10.26% | 55.26% |
| | 1Y LIBOR | 0.09% | 0.10% | 0.10% | 0.10% | 0.11% | 0.10% | 0.12% | 0.13% | 0.13% | 0.13% | 0.14% | | 1.26% | 11.09% |

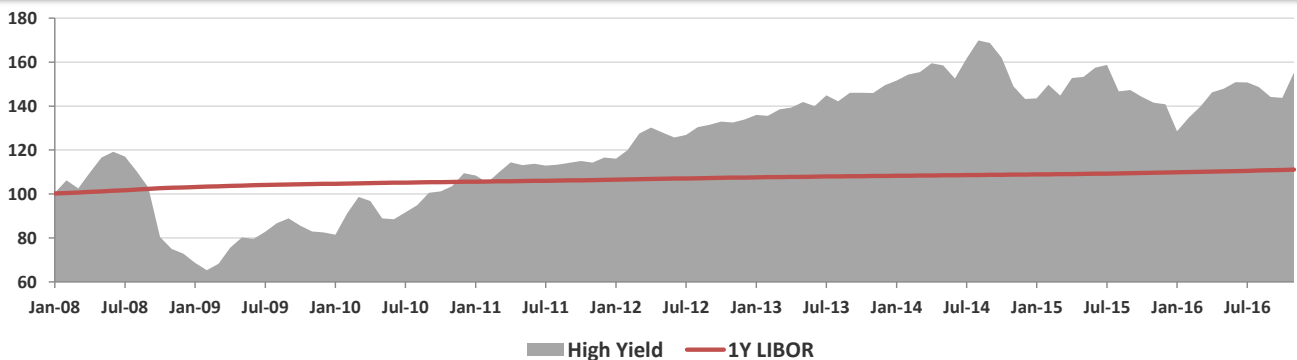
Key Statistics

| | Al Aman | 1Y Libor |
|----------------------|---------|----------|
| Month To Date | 8.06% | 0.14% |
| Year To Date | 10.26% | 1.26% |
| Since Inception | 55.26% | 11.09% |
| Annualized Return | 5.06% | 1.19% |
| Annualized STD. DEV. | 15.42% | 0.21% |
| Largest Monthly Gain | 11.75% | 0.32% |
| Largest Monthly Loss | -21.86% | 0.00% |
| Div. Yld | 5.20% | |

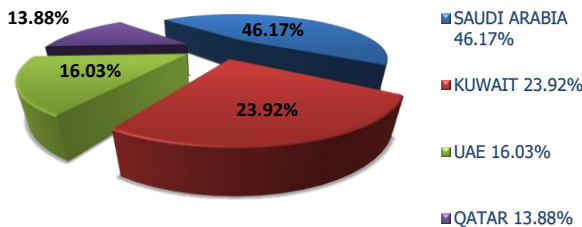
Risk Vs. Returns



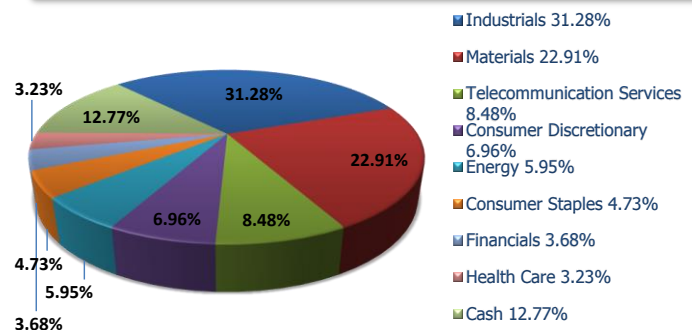
Growth of \$1000



Country Allocation



Sector Allocation



Past performance is not indicative of future results