



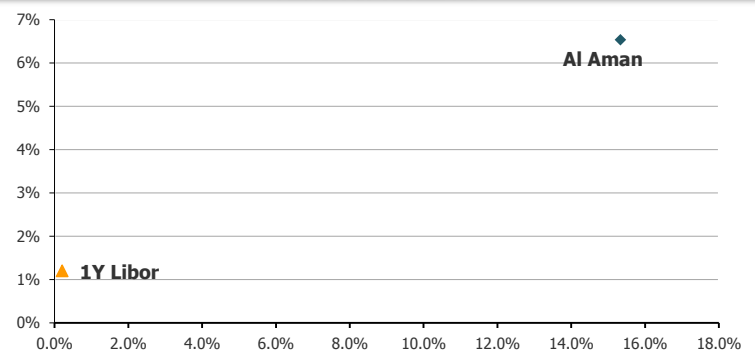
Monthly Returns

	Jan	Feb	Mar	Apr	May	Jun	Jul	Aug	Sep	Oct	Nov	Dec	YTD	Since Incep.
2009	-5.75%	-4.83%	4.44%	10.55%	6.32%	-0.80%	4.02%	4.72%	2.48%	-3.73%	-2.99%	-0.56%	13.22%	-17.49%
2010	-1.25%	11.75%	8.35%	-1.96%	-8.11%	-0.44%	3.52%	3.60%	5.93%	0.59%	2.43%	5.70%	32.68%	9.48%
2011	-1.02%	-2.96%	4.51%	4.13%	-1.18%	0.64%	-0.80%	0.36%	0.82%	0.68%	-0.61%	2.02%	6.51%	16.60%
2012	-0.45%	-0.45%	6.36%	2.09%	-1.71%	-1.72%	0.90%	2.75%	0.87%	1.09%	-0.30%	0.98%	14.78%	33.83%
2013	1.60%	-0.31%	2.17%	0.57%	1.83%	-1.32%	3.52%	-1.92%	2.79%	-0.00%	-0.08%	2.45%	11.74%	49.53%
2014	1.37%	1.80%	0.72%	2.61%	-0.62%	-3.75%	5.94%	5.11%	-0.73%	-3.94%	-8.02%	-3.88%	-4.23%	43.21%
2015	0.21%	4.31%	-3.31%	5.52%	0.35%	2.75%	0.75%	-7.56%	0.42%	-2.16%	-1.81%	-0.15%	-1.34%	41.30%
2016	-8.78%	-8.78%	3.90%	4.49%	1.19%	1.99%	-0.12%	-1.36%	-3.00%	-0.35%	8.03%	4.12%	14.76%	62.15%
2017	9.50%	1.91%	0.08%	0.24%	-0.02%								11.94%	81.51%

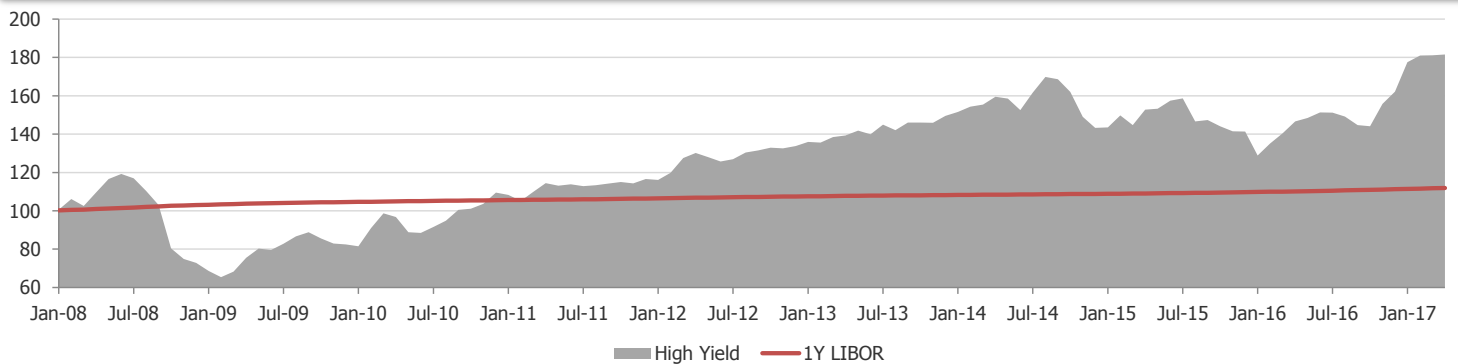
Key Statistics

	Al Aman	1Y Libor
Month To Date	-0.02%	0.00%
Year To Date	11.94%	0.58%
Since Inception	81.51%	11.90%
Annualized Return	6.54%	1.20%
Annualized STD. DEV.	15.34%	0.21%
Largest Monthly Gain	11.75%	0.32%
Largest Monthly Loss	-21.86%	0.00%
Div. Yld	4.15%	

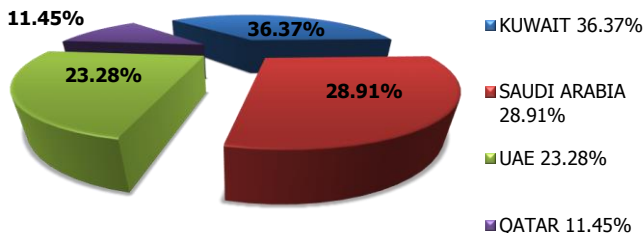
Risk Vs. Returns



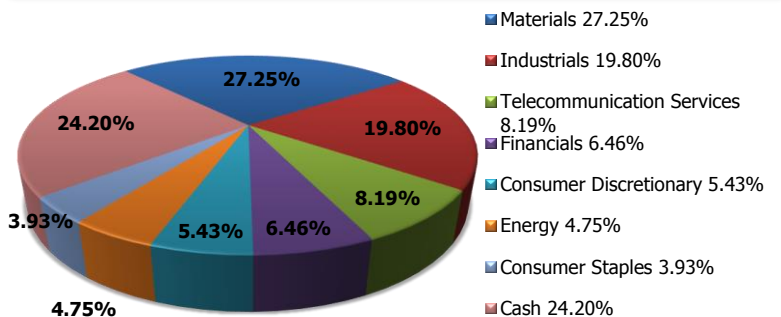
Growth of KD 100



Country Allocation



Sector Allocation



Past performance is not indicative of future results