



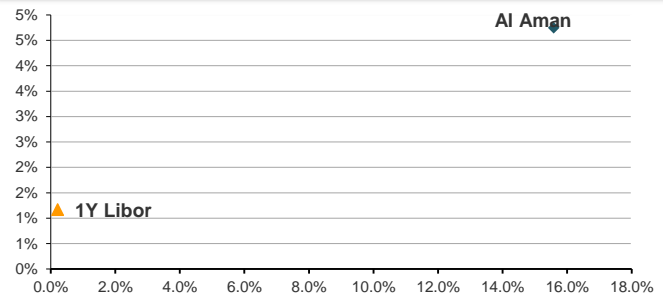
Monthly Returns

		Jan	Feb	Mar	Apr	May	Jun	Jul	Aug	Sep	Oct	Nov	Dec	YTD	Since Incep.
2008	Al Aman HY	0.55%	0.55%	-3.42%	6.97%	6.34%	2.21%	-1.87%	-5.62%	-6.74%	-21.86%	-6.87%	-2.73%	-27.12%	-27.12%
	1Y LIBOR	0.23%	0.23%	0.20%	0.25%	0.26%	0.27%	0.27%	0.26%	0.32%	0.26%	0.23%	0.17%	3.00%	3.00%
2009	Al Aman HY	-5.75%	-4.83%	4.44%	10.55%	6.32%	-0.80%	4.02%	4.72%	2.48%	-3.73%	-2.99%	-0.56%	13.22%	-17.49%
	1Y LIBOR	0.16%	0.17%	0.16%	0.16%	0.13%	0.13%	0.12%	0.11%	0.10%	0.10%	0.08%	0.08%	1.54%	4.58%
2010	Al Aman HY	-1.25%	11.75%	8.35%	-1.96%	-8.11%	-0.44%	3.52%	3.60%	5.93%	0.59%	2.43%	5.70%	32.68%	9.48%
	1Y LIBOR	0.07%	0.07%	0.08%	0.08%	0.10%	0.10%	0.09%	0.07%	0.06%	0.06%	0.07%	0.06%	0.92%	5.54%
2011	Al Aman HY	-1.02%	-2.96%	4.51%	4.13%	-1.18%	0.64%	-0.80%	0.36%	0.82%	0.68%	-0.61%	2.02%	6.51%	16.60%
	1Y LIBOR	0.06%	0.07%	0.06%	0.06%	0.06%	0.06%	0.06%	0.07%	0.07%	0.08%	0.09%	0.09%	0.84%	6.43%
2012	Al Aman HY	-0.45%	-0.45%	6.36%	2.09%	-1.71%	-1.72%	0.90%	2.75%	0.87%	1.09%	-0.30%	0.98%	14.78%	33.83%
	1Y LIBOR	0.09%	0.09%	0.09%	0.09%	0.09%	0.09%	0.09%	0.09%	0.08%	0.07%	0.07%	0.07%	1.00%	7.49%
2013	Al Aman HY	1.60%	-0.31%	2.17%	0.57%	1.83%	-1.32%	3.52%	-1.92%	2.79%	-0.00%	-0.08%	2.45%	11.74%	49.53%
	1Y LIBOR	0.06%	0.06%	0.06%	0.06%	0.06%	0.06%	0.06%	0.06%	0.05%	0.05%	0.05%	0.05%	0.67%	8.22%
2014	Al Aman HY	1.37%	1.80%	0.72%	2.61%	-0.62%	-3.75%	5.94%	5.11%	-0.73%	-3.94%	-8.02%	-3.88%	-4.23%	43.21%
	1Y LIBOR	0.05%	0.05%	0.05%	0.05%	0.04%	0.05%	0.05%	0.05%	0.05%	0.05%	0.05%	0.05%	0.56%	8.83%
2015	Al Aman HY	0.21%	4.31%	-3.31%	5.52%	0.35%	2.75%	0.75%	-7.56%	0.42%	-2.16%	-1.81%	-0.49%	-1.68%	40.81%
	1Y LIBOR	0.05%	0.06%	0.06%	0.06%	0.06%	0.06%	0.07%	0.07%	0.07%	0.07%	0.08%	0.10%	0.81%	9.71%
2016	Al Aman HY	-8.73%	4.78%	3.81%	4.50%	1.13%								4.93%	47.75%
	1Y LIBOR	0.09%	0.10%	0.10%	0.10%	0.11%								0.50%	10.27%

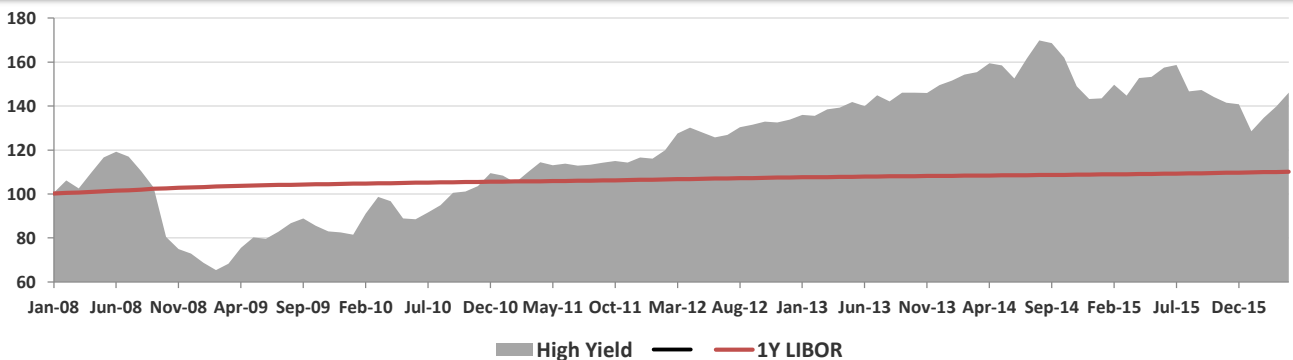
Key Statistics

	Al Aman	1Y Libor
Month To Date	1.13%	0.11%
Year To Date	4.93%	0.50%
Since Inception	47.75%	10.27%
Annualized Return	4.75%	1.17%
Annualized STD. DEV.	15.58%	0.22%
Largest Monthly Gain	11.75%	0.32%
Largest Monthly Loss	-21.86%	0.00%
Div. Yld	5.65%	

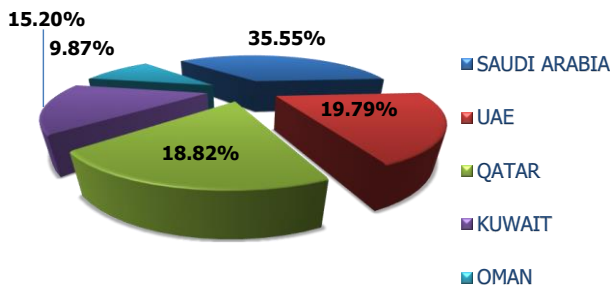
Risk Vs. Returns



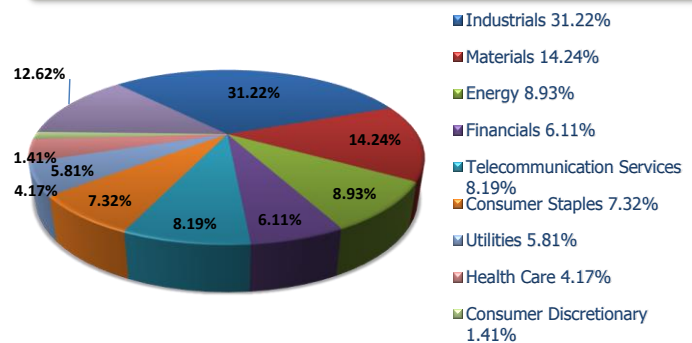
Growth of \$1000



Country Allocation



Sector Allocation



Past performance is not indicative of future results